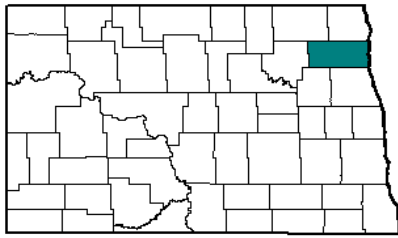


Walsh County



County Quick Facts

- County Seat : **Grafton**
- State Population Rank, 2000 : **11**
- Median Age in Years, 2000 : **40.9**
- Persons Per Square Mile, 2000 : **9.7**

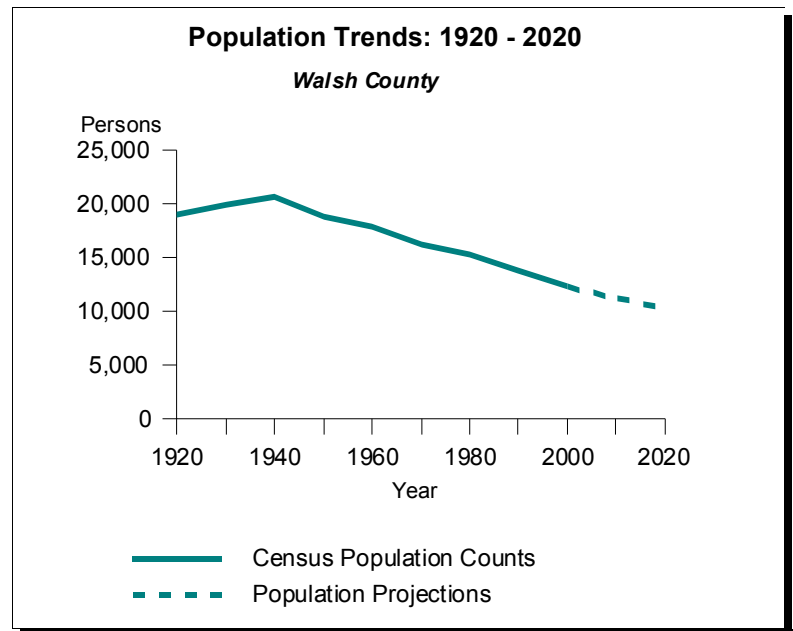


Table 1. Census Population Counts by Age and Gender, 1980, 1990 and 2000: Walsh County

Age	1980			1990			2000		
	Total	Male	Female	Total	Male	Female	Total	Male	Female
0 to 4	1,123	589	534	973	522	451	711	347	364
5 to 9	1,071	535	536	1,131	557	574	784	411	373
10 to 14	1,209	646	563	1,129	586	543	949	528	421
15 to 19	1,346	698	648	868	442	426	957	503	454
20 to 24	1,069	563	506	599	329	270	497	260	237
25 to 29	1,188	626	562	943	466	477	547	286	261
30 to 34	1,008	516	492	1,047	537	510	644	350	294
35 to 39	805	408	397	1,043	555	488	935	466	469
40 to 44	752	380	372	857	431	426	974	495	479
45 to 49	741	372	369	693	368	325	970	517	453
50 to 54	817	415	402	630	312	318	819	417	402
55 to 59	818	387	431	651	314	337	646	340	306
60 to 64	910	420	490	671	352	319	566	280	286
65 to 69	747	369	378	676	305	371	550	258	292
70 to 74	648	304	344	693	313	380	558	268	290
75 to 79	474	194	280	523	236	287	490	200	290
80 to 84	353	159	194	356	146	210	416	164	252
85 plus	292	111	181	357	119	238	376	106	270
Total	15,371	7,692	7,679	13,840	6,890	6,950	12,389	6,196	6,193

Population Pyramids for Walsh County

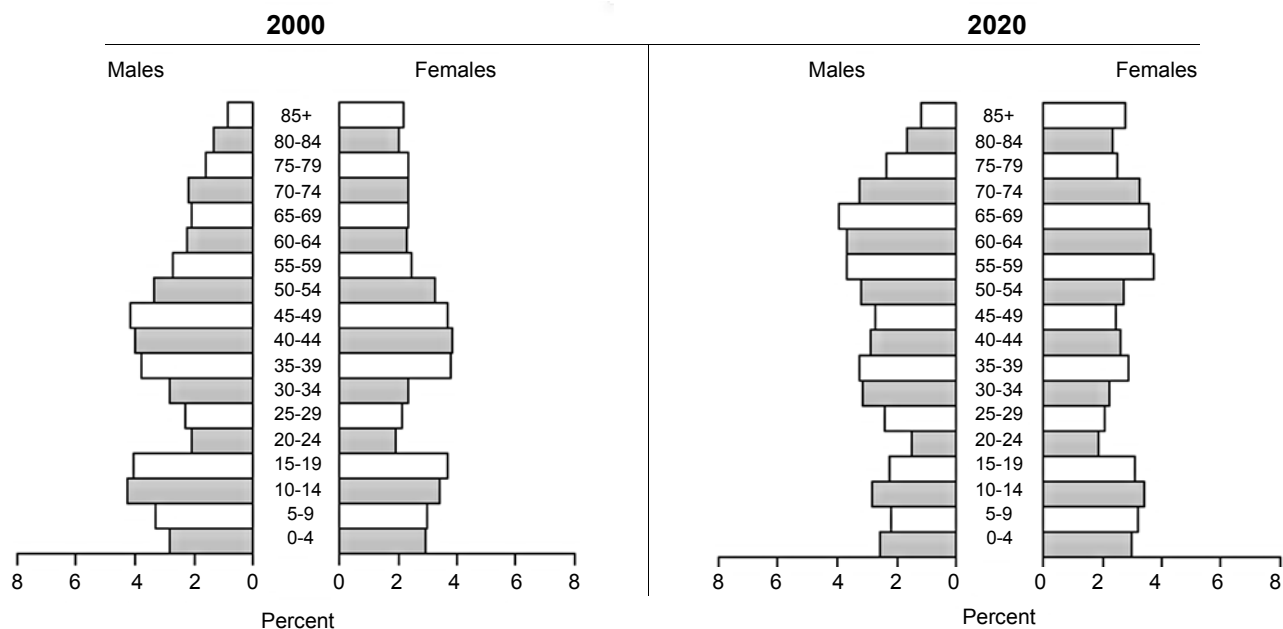


Table 2. Population Projections by Age and Gender, 2005, 2010, 2015, and 2020: Walsh County

Age	2005			2010			2015			2020		
	Total	Male	Female	Total	Male	Female	Total	Male	Female	Total	Male	Female
0 to 4	674	311	363	724	378	346	610	282	328	568	262	306
5 to 9	646	278	368	616	249	367	651	302	349	557	226	331
10 to 14	771	394	377	639	267	372	610	239	371	642	290	352
15 to 19	869	507	362	702	378	324	576	256	320	548	229	319
20 to 24	574	302	272	521	304	217	421	227	194	346	154	192
25 to 29	547	286	261	631	332	299	573	334	239	463	250	213
30 to 34	530	277	253	530	277	253	612	322	290	556	324	232
35 to 39	667	363	304	548	287	261	548	287	261	634	334	300
40 to 44	967	483	484	690	376	314	568	298	270	568	298	270
45 to 49	920	465	455	913	454	459	651	353	298	536	280	256
50 to 54	916	486	430	869	437	432	863	427	436	615	332	283
55 to 59	730	372	358	816	433	383	774	390	384	769	381	388
60 to 64	575	303	272	713	364	349	799	424	375	758	382	376
65 to 69	501	246	255	559	292	267	693	350	343	776	408	368
70 to 74	485	225	260	486	236	250	541	280	261	673	336	337
75 to 79	472	211	261	452	194	258	452	204	248	500	242	258
80 to 84	414	155	259	436	179	257	418	165	253	416	173	243
85 plus	363	106	257	394	112	282	416	127	289	411	123	288
Total	11,621	5,770	5,851	11,239	5,549	5,690	10,776	5,267	5,509	10,336	5,024	5,312