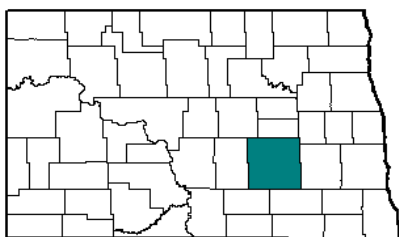


Stutsman County



County Quick Facts

- County Seat : **Jamestown**
- State Population Rank, 2000 : **7**
- Median Age in Years, 2000 : **39.6**
- Persons Per Square Mile, 2000 : **9.9**

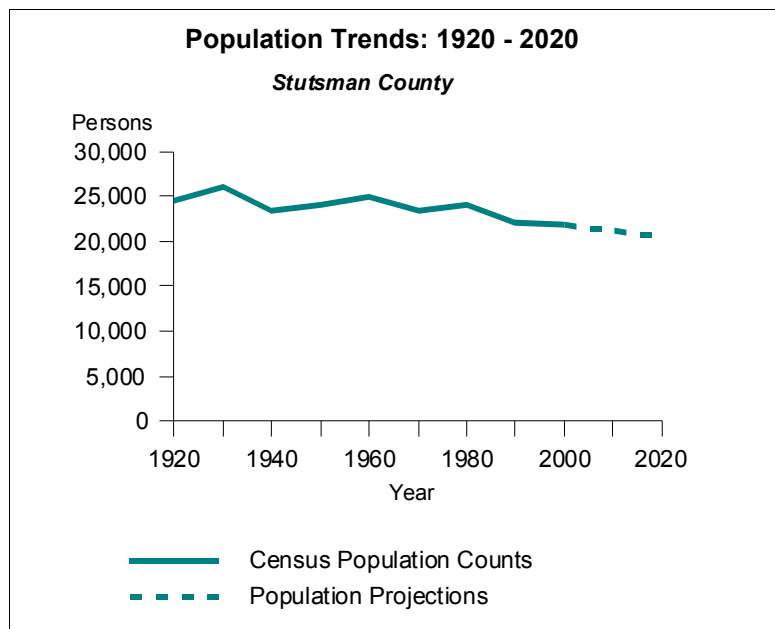


Table 1. Census Population Counts by Age and Gender, 1980, 1990 and 2000: Stutsman County

Age	1980			1990			2000		
	Total	Male	Female	Total	Male	Female	Total	Male	Female
0 to 4	1,918	1,000	918	1,487	754	733	1,174	618	556
5 to 9	1,693	874	819	1,699	860	839	1,279	658	621
10 to 14	1,844	964	880	1,697	911	786	1,556	823	733
15 to 19	2,138	1,086	1,052	1,536	808	728	1,783	903	880
20 to 24	2,367	1,190	1,177	1,290	664	626	1,521	821	700
25 to 29	2,138	1,102	1,036	1,506	726	780	991	496	495
30 to 34	1,675	867	808	1,921	975	946	1,213	619	594
35 to 39	1,257	609	648	1,739	886	853	1,589	779	810
40 to 44	1,152	573	579	1,465	763	702	1,846	943	903
45 to 49	1,172	555	617	1,108	533	575	1,717	891	826
50 to 54	1,337	651	686	996	467	529	1,380	695	685
55 to 59	1,146	584	562	1,012	465	547	1,076	516	560
60 to 64	1,079	526	553	1,179	555	624	921	447	474
65 to 69	1,032	474	558	1,023	482	541	886	398	488
70 to 74	835	371	464	864	389	475	993	427	566
75 to 79	643	250	393	757	300	457	790	343	447
80 to 84	440	178	262	519	179	340	599	226	373
85 plus	288	92	196	443	136	307	594	155	439
Total	24,154	11,946	12,208	22,241	10,853	11,388	21,908	10,758	11,150

Population Pyramids for Stutsman County

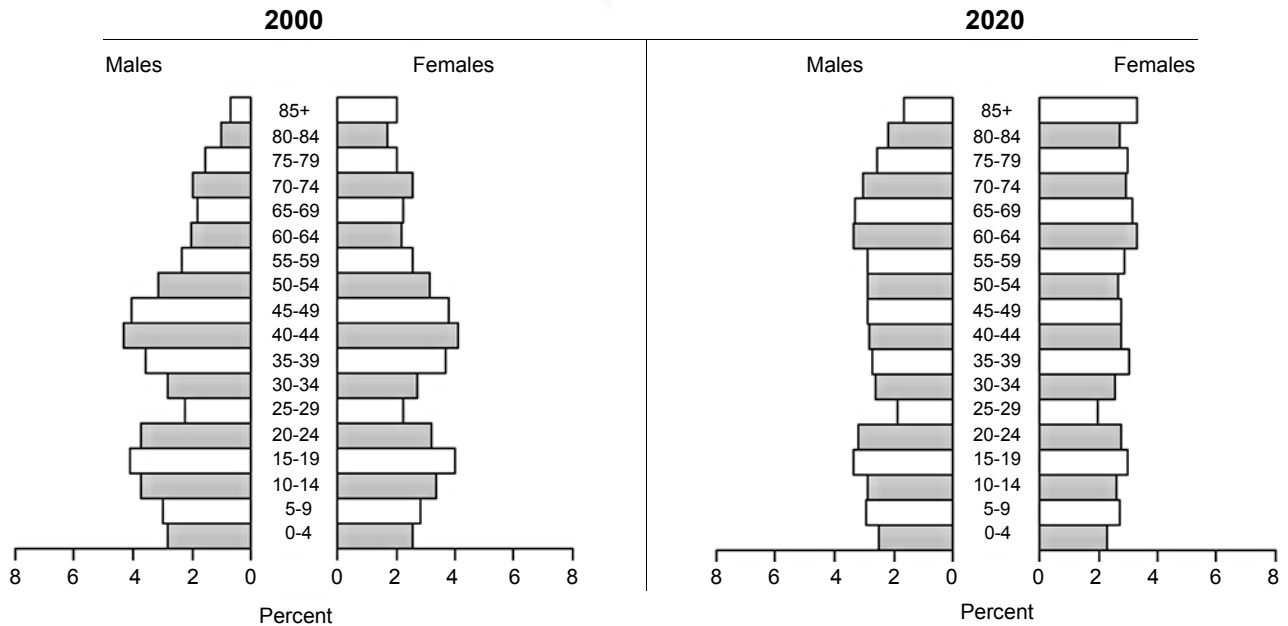


Table 2. Population Projections by Age and Gender, 2005, 2010, 2015, and 2020: Stutsman County

Age	2005			2010			2015			2020		
	Total	Male	Female	Total	Male	Female	Total	Male	Female	Total	Male	Female
0 to 4	1,114	579	535	1,021	533	488	1,063	553	510	993	517	476
5 to 9	1,292	680	612	1,225	637	588	1,123	586	537	1,169	608	561
10 to 14	1,297	667	630	1,311	690	621	1,242	646	596	1,139	594	545
15 to 19	1,639	884	755	1,365	716	649	1,381	741	640	1,308	694	614
20 to 24	1,605	813	792	1,476	796	680	1,228	644	584	1,243	667	576
25 to 29	983	493	490	1,042	488	554	954	478	476	795	386	409
30 to 34	1,113	559	554	1,105	556	549	1,170	550	620	1,072	539	533
35 to 39	1,240	635	605	1,139	574	565	1,129	570	559	1,196	564	632
40 to 44	1,624	799	825	1,268	652	616	1,165	589	576	1,155	585	570
45 to 49	1,853	957	896	1,629	811	818	1,273	662	611	1,169	598	571
50 to 54	1,544	801	743	1,666	860	806	1,465	729	736	1,145	595	550
55 to 59	1,130	569	561	1,264	655	609	1,363	703	660	1,198	596	602
60 to 64	996	467	529	1,147	566	581	1,284	652	632	1,384	700	684
65 to 69	870	429	441	1,033	492	541	1,194	598	596	1,335	688	647
70 to 74	834	380	454	902	451	451	1,071	518	553	1,238	628	610
75 to 79	971	395	576	894	386	508	964	459	505	1,145	526	619
80 to 84	763	311	452	1,035	394	641	949	385	564	1,019	458	561
85 plus	584	174	410	756	251	505	1,019	328	691	1,034	343	691
Total	21,452	10,592	10,860	21,278	10,508	10,770	21,037	10,391	10,646	20,737	10,286	10,451