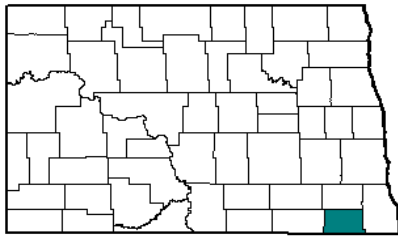


Sargent County



County Quick Facts

- County Seat : **Forman**
- State Population Rank, 2000 : **29**
- Median Age in Years, 2000 : **40.3**
- Persons Per Square Mile, 2000 : **5.1**

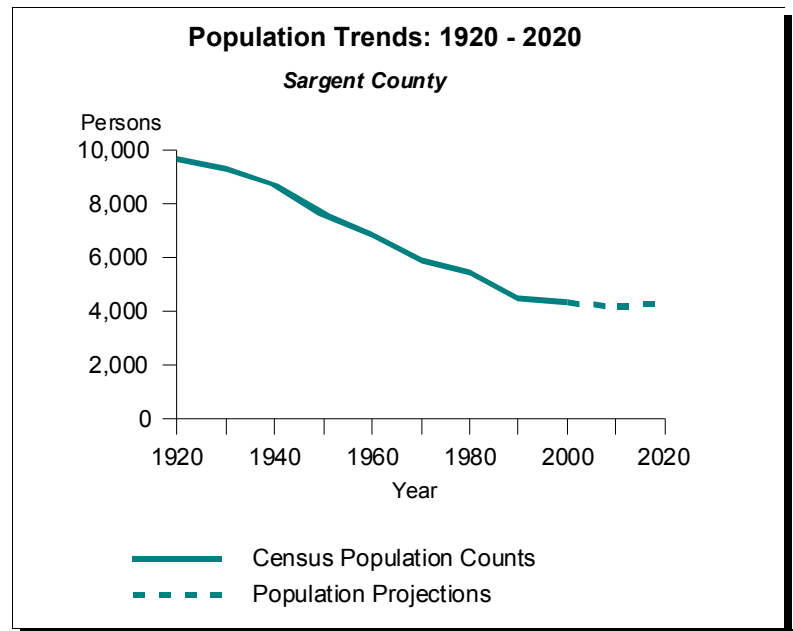


Table 1. Census Population Counts by Age and Gender, 1980, 1990 and 2000: Sargent County

Age	1980			1990			2000		
	Total	Male	Female	Total	Male	Female	Total	Male	Female
0 to 4	443	238	205	295	151	144	247	126	121
5 to 9	447	226	221	324	164	160	344	195	149
10 to 14	467	238	229	385	202	183	357	179	178
15 to 19	469	261	208	323	171	152	280	147	133
20 to 24	402	229	173	179	111	68	157	98	59
25 to 29	424	240	184	247	145	102	226	128	98
30 to 34	365	196	169	340	180	160	239	118	121
35 to 39	309	155	154	347	188	159	313	173	140
40 to 44	259	142	117	318	163	155	343	194	149
45 to 49	220	103	117	290	147	143	356	195	161
50 to 54	312	158	154	240	133	107	284	149	135
55 to 59	305	167	138	181	89	92	258	130	128
60 to 64	274	137	137	267	124	143	222	121	101
65 to 69	257	123	134	247	131	116	162	82	80
70 to 74	212	103	109	206	90	116	193	89	104
75 to 79	172	89	83	168	70	98	190	99	91
80 to 84	97	43	54	116	49	67	112	39	73
85 plus	78	34	44	76	27	49	83	31	52
Total	5,512	2,882	2,630	4,549	2,335	2,214	4,366	2,293	2,073

Population Pyramids for Sargent County

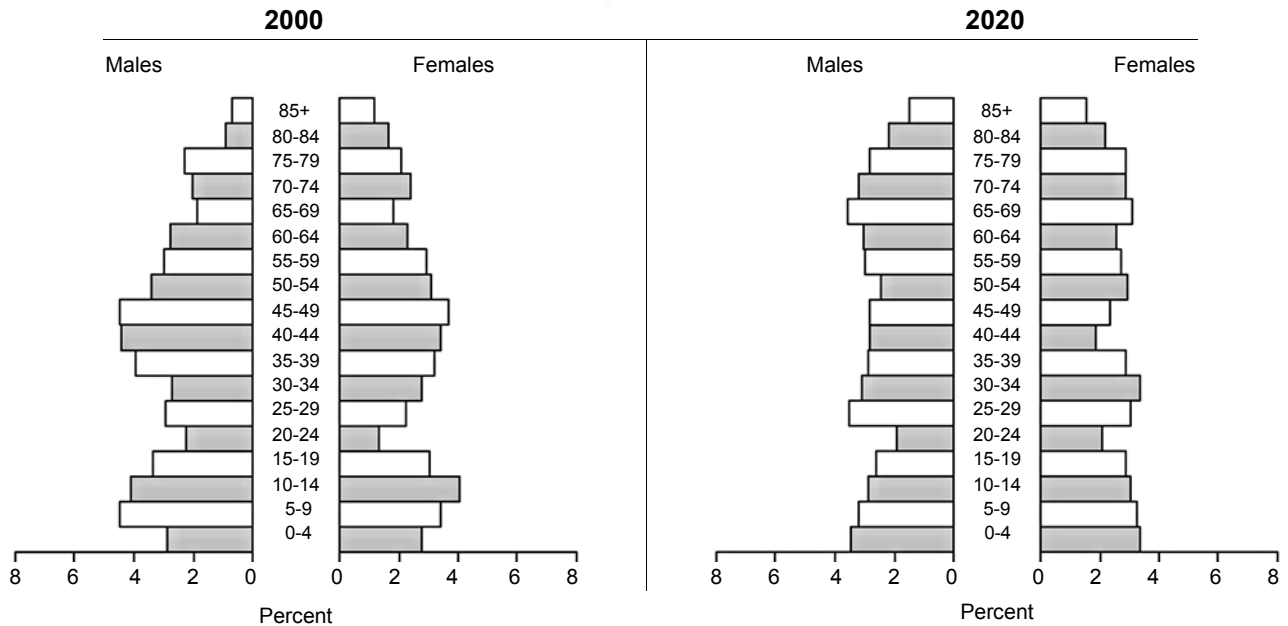


Table 2. Population Projections by Age and Gender, 2005, 2010, 2015, and 2020: Sargent County

Age	2005			2010			2015			2020		
	Total	Male	Female	Total	Male	Female	Total	Male	Female	Total	Male	Female
0 to 4	238	121	117	233	120	113	264	134	130	293	149	144
5 to 9	258	128	130	249	123	126	244	122	122	276	136	140
10 to 14	359	199	160	270	130	140	261	125	136	255	124	131
15 to 19	321	161	160	323	179	144	243	117	126	234	112	122
20 to 24	196	103	93	225	113	112	226	125	101	170	82	88
25 to 29	195	118	77	245	124	121	282	136	146	281	150	131
30 to 34	221	125	96	191	116	75	241	122	119	276	133	143
35 to 39	245	120	125	226	127	99	195	118	77	247	124	123
40 to 44	320	176	144	251	122	129	231	129	102	199	120	79
45 to 49	327	180	147	306	164	142	240	113	127	221	120	101
50 to 54	340	181	159	312	167	145	292	152	140	230	105	125
55 to 59	238	126	112	285	153	132	261	141	120	244	128	116
60 to 64	216	110	106	218	116	102	262	142	120	240	131	109
65 to 69	221	120	101	237	120	117	238	126	112	285	153	132
70 to 74	160	80	80	240	129	111	258	129	129	261	137	124
75 to 79	166	76	90	151	75	76	226	120	106	243	120	123
80 to 84	144	70	74	138	58	80	124	57	67	187	93	94
85 plus	93	35	58	130	64	66	137	64	73	130	64	66
Total	4,258	2,229	2,029	4,230	2,200	2,030	4,225	2,172	2,053	4,272	2,181	2,091