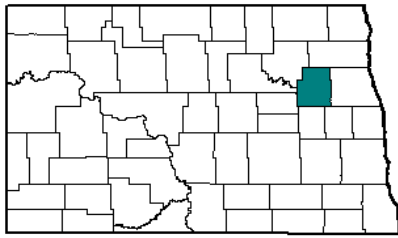


Nelson County



County Quick Facts

- County Seat : **Lakota**
- State Population Rank, 2000 : **33**
- Median Age in Years, 2000 : **47.2**
- Persons Per Square Mile, 2000 : **3.8**

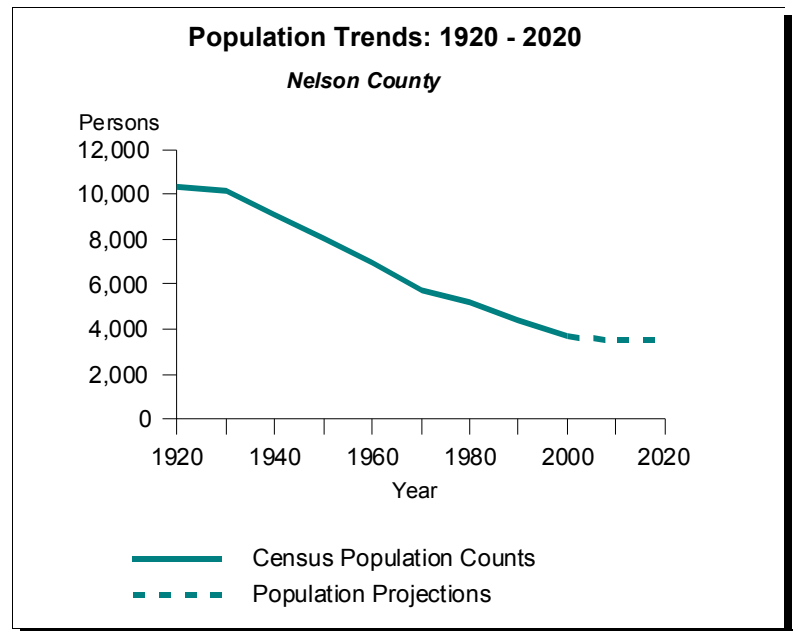


Table 1. Census Population Counts by Age and Gender, 1980, 1990 and 2000: Nelson County

Age	1980			1990			2000		
	Total	Male	Female	Total	Male	Female	Total	Male	Female
0 to 4	310	164	146	237	116	121	138	72	66
5 to 9	302	152	150	297	152	145	199	95	104
10 to 14	405	202	203	330	171	159	271	139	132
15 to 19	411	231	180	241	124	117	263	134	129
20 to 24	264	147	117	94	54	40	97	56	41
25 to 29	305	172	133	236	127	109	103	55	48
30 to 34	272	139	133	266	134	132	156	78	78
35 to 39	251	141	110	283	149	134	222	117	105
40 to 44	255	121	134	257	136	121	274	139	135
45 to 49	251	130	121	223	119	104	274	139	135
50 to 54	331	167	164	235	108	127	266	138	128
55 to 59	355	179	176	241	123	118	199	113	86
60 to 64	317	162	155	296	151	145	234	111	123
65 to 69	327	169	158	310	152	158	205	110	95
70 to 74	277	129	148	251	115	136	243	111	132
75 to 79	232	110	122	229	111	118	235	100	135
80 to 84	207	84	123	182	71	111	160	54	106
85 plus	161	71	90	202	69	133	176	57	119
Total	5,233	2,670	2,563	4,410	2,182	2,228	3,715	1,818	1,897

Population Pyramids for Nelson County

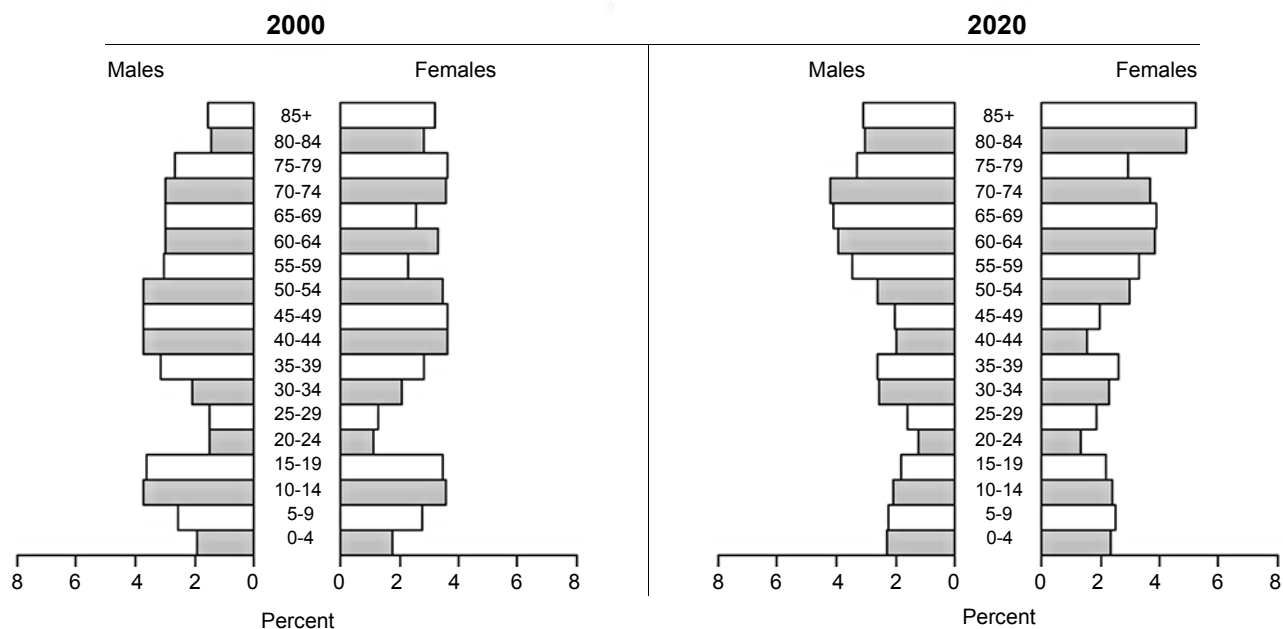


Table 2. Population Projections by Age and Gender, 2005, 2010, 2015, and 2020: Nelson County

Age	2005			2010			2015			2020		
	Total	Male	Female	Total	Male	Female	Total	Male	Female	Total	Male	Female
0 to 4	128	63	65	143	73	70	161	80	81	166	82	84
5 to 9	145	72	73	135	63	72	150	73	77	169	80	89
10 to 14	210	95	115	152	72	80	142	63	79	158	73	85
15 to 19	271	142	129	210	97	113	151	73	78	141	64	77
20 to 24	157	80	77	162	85	77	126	58	68	91	44	47
25 to 29	94	54	40	153	78	75	157	82	75	122	56	66
30 to 34	113	60	53	103	59	44	168	86	82	172	90	82
35 to 39	171	84	87	124	65	59	113	64	49	185	93	92
40 to 44	244	126	118	188	91	97	136	70	66	124	69	55
45 to 49	282	141	141	251	128	123	193	92	101	140	71	69
50 to 54	282	141	141	290	143	147	259	130	129	199	93	106
55 to 59	247	130	117	262	133	129	270	135	135	241	123	118
60 to 64	185	106	79	253	135	118	267	137	130	275	139	136
65 to 69	225	107	118	197	113	84	267	142	125	282	145	137
70 to 74	197	106	91	238	113	125	206	118	88	280	149	131
75 to 79	241	99	142	211	104	107	258	111	147	221	117	104
80 to 84	232	88	144	263	96	167	226	100	126	280	107	173
85 plus	179	55	124	257	86	171	309	102	207	296	110	186
Total	3,603	1,749	1,854	3,592	1,734	1,858	3,559	1,716	1,843	3,542	1,705	1,837