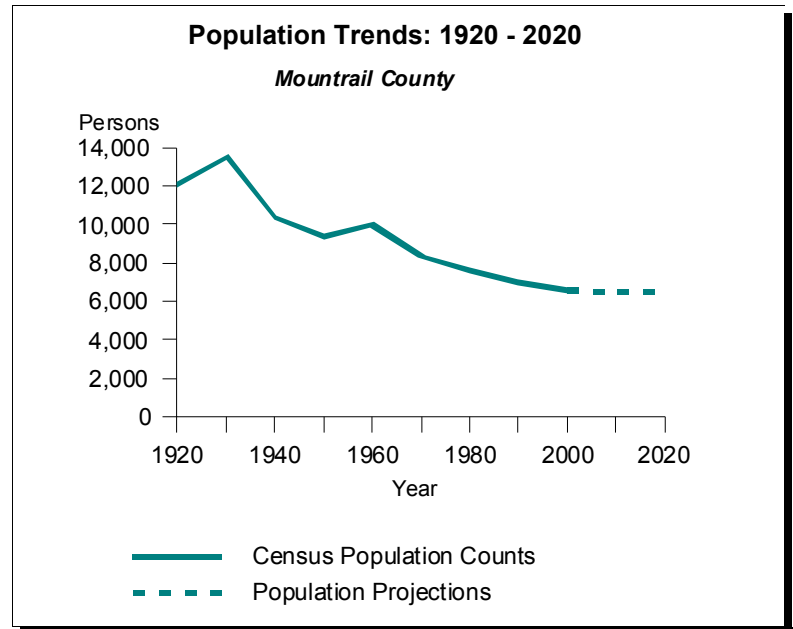
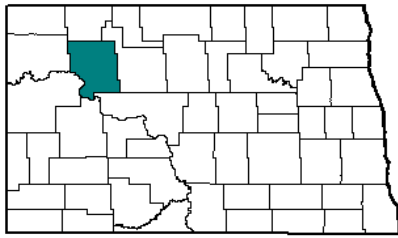


Mountrail County



County Quick Facts

- County Seat : **Stanley**
- State Population Rank, 2000 : **20**
- Median Age in Years, 2000 : **39.6**
- Persons Per Square Mile, 2000 : **3.6**

Table 1. Census Population Counts by Age and Gender, 1980, 1990 and 2000: Mountrail County

Age	1980			1990			2000		
	Total	Male	Female	Total	Male	Female	Total	Male	Female
0 to 4	660	342	318	505	252	253	431	233	198
5 to 9	638	325	313	615	293	322	492	250	242
10 to 14	632	326	306	618	321	297	565	272	293
15 to 19	675	341	334	545	292	253	543	272	271
20 to 24	510	269	241	251	125	126	281	134	147
25 to 29	563	287	276	386	206	180	313	162	151
30 to 34	458	241	217	501	263	238	317	153	164
35 to 39	399	206	193	522	255	267	405	204	201
40 to 44	344	168	176	437	218	219	502	256	246
45 to 49	350	166	184	401	206	195	530	265	265
50 to 54	379	194	185	302	153	149	432	224	208
55 to 59	432	220	212	315	141	174	350	189	161
60 to 64	457	233	224	334	168	166	296	142	154
65 to 69	407	228	179	348	172	176	267	119	148
70 to 74	306	150	156	340	158	182	262	118	144
75 to 79	192	82	110	268	124	144	237	119	118
80 to 84	143	57	86	177	76	101	195	81	114
85 plus	134	52	82	156	46	110	213	69	144
Total	7,679	3,887	3,792	7,021	3,469	3,552	6,631	3,262	3,369

Population Pyramids for Mountrail County

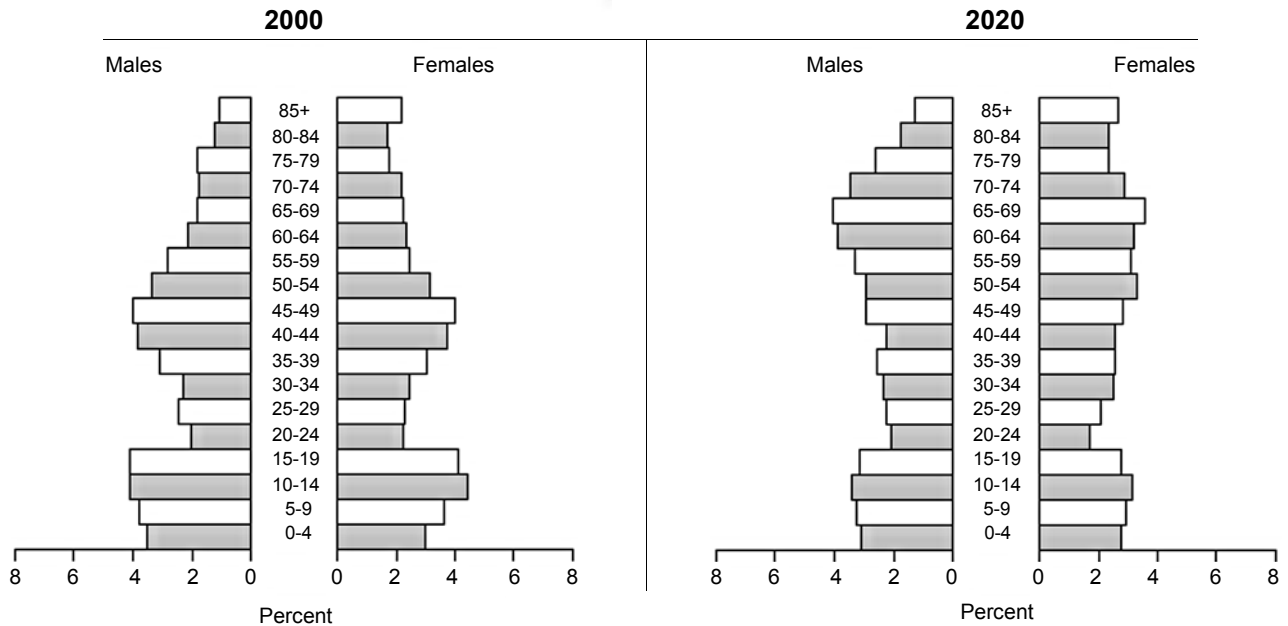


Table 2. Population Projections by Age and Gender, 2005, 2010, 2015, and 2020: Mountrail County

Age	2005			2010			2015			2020		
	Total	Male	Female	Total	Male	Female	Total	Male	Female	Total	Male	Female
0 to 4	407	213	194	450	231	219	410	214	196	382	200	182
5 to 9	421	229	192	397	209	188	439	227	212	400	210	190
10 to 14	481	246	235	411	225	186	387	205	182	429	223	206
15 to 19	564	274	290	481	248	233	411	227	184	386	206	180
20 to 24	326	163	163	338	164	174	289	149	140	246	136	110
25 to 29	273	130	143	316	158	158	328	159	169	281	145	136
30 to 34	303	157	146	265	126	139	306	153	153	318	154	164
35 to 39	345	165	180	331	170	161	289	136	153	333	165	168
40 to 44	441	220	221	376	178	198	361	184	177	315	147	168
45 to 49	519	264	255	456	227	229	390	184	206	374	190	184
50 to 54	548	273	275	537	272	265	472	234	238	404	190	214
55 to 59	384	207	177	485	252	233	476	251	225	418	216	202
60 to 64	311	174	137	374	209	165	472	255	217	463	254	209
65 to 69	284	134	150	327	180	147	394	217	177	498	264	234
70 to 74	257	112	145	298	138	160	344	187	157	412	224	188
75 to 79	226	97	129	244	102	142	283	126	157	323	169	154
80 to 84	201	96	105	213	87	126	229	91	138	267	113	154
85 plus	201	66	135	219	82	137	236	80	156	254	82	172
Total	6,492	3,220	3,272	6,518	3,258	3,260	6,516	3,279	3,237	6,503	3,288	3,215