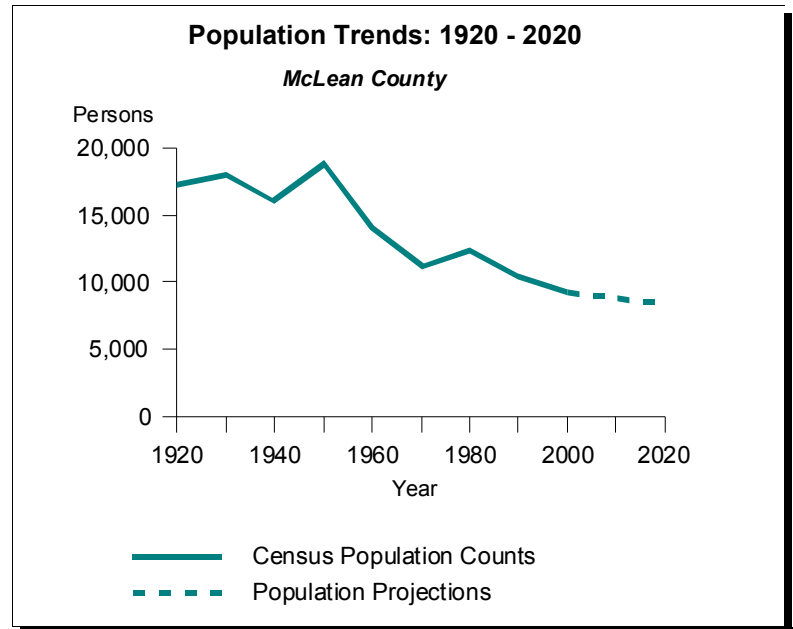
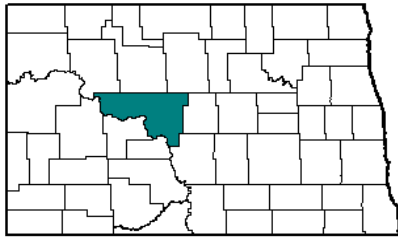


McLean County



County Quick Facts

- County Seat : **Washburn**
- State Population Rank, 2000 : **14**
- Median Age in Years, 2000 : **44.1**
- Persons Per Square Mile, 2000 : **4.4**

Table 1. Census Population Counts by Age and Gender, 1980, 1990 and 2000: McLean County

Age	1980			1990			2000		
	Total	Male	Female	Total	Male	Female	Total	Male	Female
0 to 4	1,125	585	540	679	352	327	438	210	228
5 to 9	991	511	480	878	474	404	554	281	273
10 to 14	1,011	521	490	962	494	468	698	352	346
15 to 19	1,007	546	461	698	370	328	730	391	339
20 to 24	895	470	425	333	188	145	271	140	131
25 to 29	1,026	522	504	494	236	258	330	168	162
30 to 34	829	454	375	789	394	395	426	213	213
35 to 39	658	350	308	867	450	417	571	280	291
40 to 44	569	300	269	718	369	349	791	391	400
45 to 49	554	263	291	556	293	263	850	443	407
50 to 54	598	308	290	460	232	228	683	346	337
55 to 59	656	345	311	483	222	261	603	319	284
60 to 64	681	340	341	524	265	259	466	235	231
65 to 69	631	308	323	539	274	265	441	208	233
70 to 74	508	259	249	547	263	284	432	219	213
75 to 79	291	147	144	448	207	241	392	180	212
80 to 84	172	75	97	305	131	174	343	133	210
85 plus	181	72	109	177	66	111	292	105	187
Total	12,383	6,376	6,007	10,457	5,280	5,177	9,311	4,614	4,697

Population Pyramids for McLean County

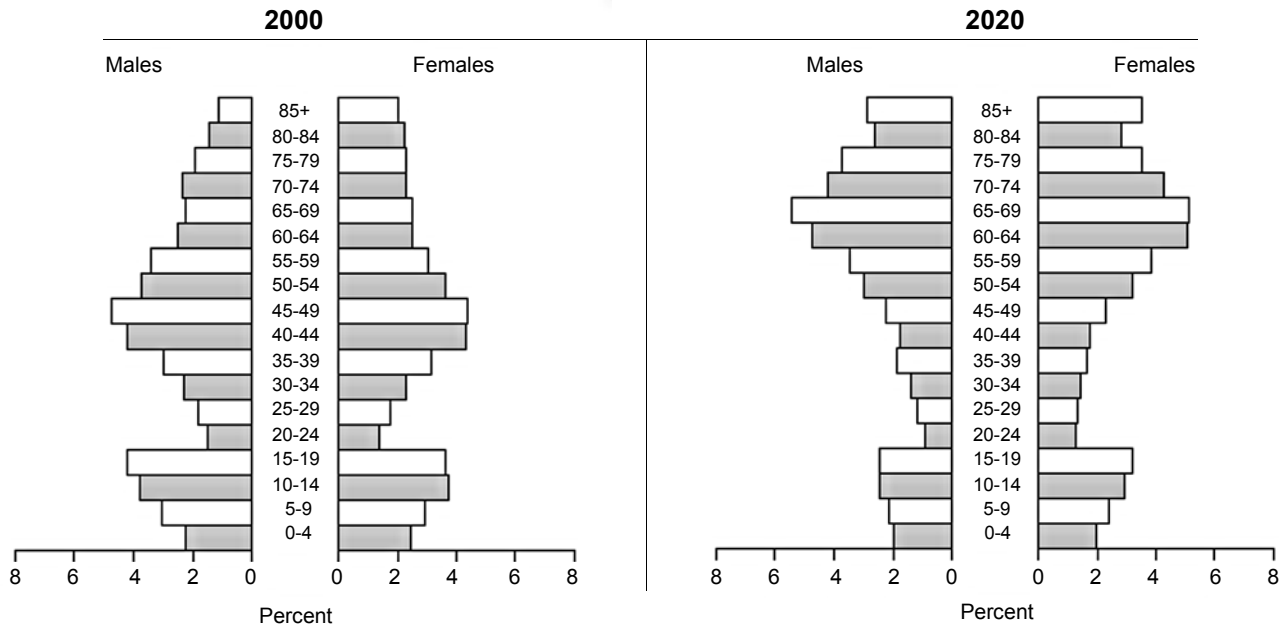


Table 2. Population Projections by Age and Gender, 2005, 2010, 2015, and 2020: McLean County

Age	2005			2010			2015			2020		
	Total	Male	Female	Total	Male	Female	Total	Male	Female	Total	Male	Female
0 to 4	446	221	225	395	200	195	354	175	179	331	164	167
5 to 9	469	213	256	478	225	253	422	203	219	379	178	201
10 to 14	592	285	307	503	216	287	513	229	284	452	206	246
15 to 19	644	318	326	547	258	289	465	195	270	475	207	268
20 to 24	292	156	136	257	127	130	219	103	116	186	78	108
25 to 29	263	136	127	283	151	132	249	123	126	213	100	113
30 to 34	320	163	157	255	132	123	274	146	128	241	119	122
35 to 39	460	226	234	346	173	173	275	140	135	296	155	141
40 to 44	617	297	320	497	240	257	373	183	190	296	148	148
45 to 49	810	399	411	632	303	329	509	245	264	382	187	195
50 to 54	870	452	418	829	407	422	647	309	338	521	250	271
55 to 59	651	328	323	828	428	400	789	385	404	616	292	324
60 to 64	573	301	272	679	339	340	865	444	421	825	399	426
65 to 69	436	219	217	588	309	279	698	349	349	889	456	433
70 to 74	411	194	217	446	224	222	604	317	287	715	356	359
75 to 79	399	199	200	420	194	226	452	223	229	613	316	297
80 to 84	357	160	197	402	196	206	421	189	232	454	218	236
85 plus	363	136	227	435	183	252	498	230	268	539	241	298
Total	8,973	4,403	4,570	8,820	4,305	4,515	8,627	4,188	4,439	8,423	4,070	4,353