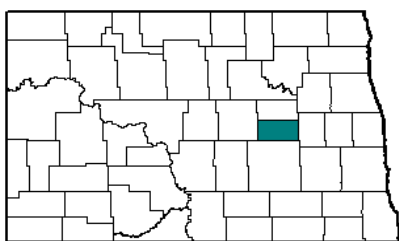
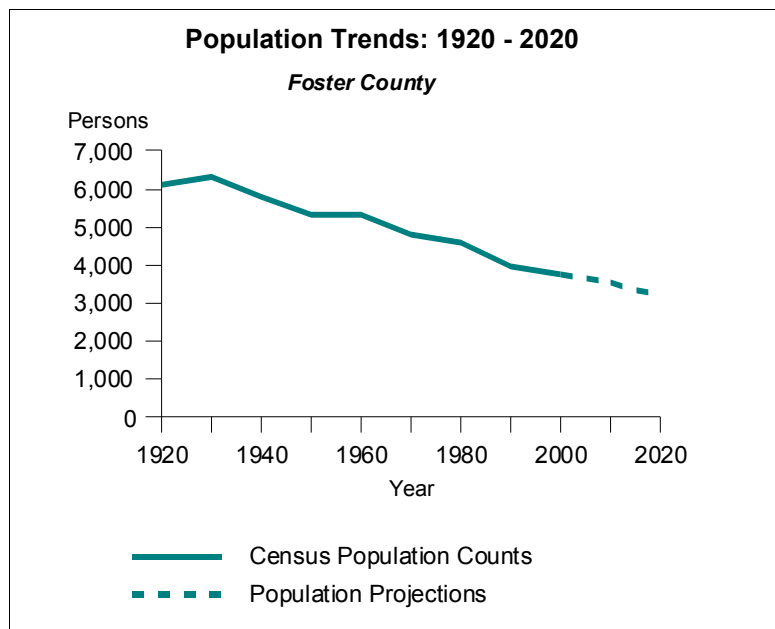


# Foster County



## County Quick Facts

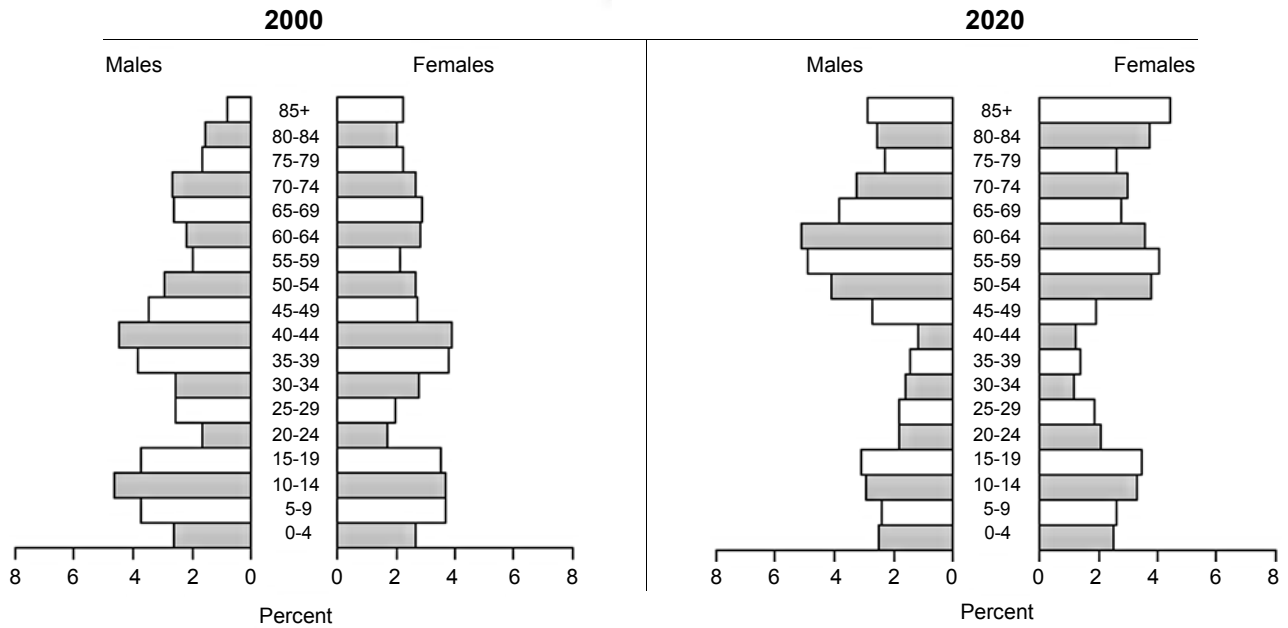
- County Seat : **Carrington**
- State Population Rank, 2000 : **32**
- Median Age in Years, 2000 : **40.5**
- Persons Per Square Mile, 2000 : **5.9**



**Table 1. Census Population Counts by Age and Gender, 1980, 1990 and 2000: Foster County**

Age	1980			1990			2000		
	Total	Male	Female	Total	Male	Female	Total	Male	Female
0 to 4	348	160	188	276	145	131	200	99	101
5 to 9	386	214	172	344	177	167	279	140	139
10 to 14	395	204	191	289	133	156	313	175	138
15 to 19	419	215	204	273	156	117	273	140	133
20 to 24	343	170	173	136	69	67	127	62	65
25 to 29	310	159	151	233	116	117	171	96	75
30 to 34	272	131	141	310	153	157	201	96	105
35 to 39	199	104	95	255	142	113	287	144	143
40 to 44	210	104	106	221	110	111	314	168	146
45 to 49	249	121	128	184	92	92	233	130	103
50 to 54	251	118	133	189	91	98	212	111	101
55 to 59	236	119	117	222	107	115	156	75	81
60 to 64	232	113	119	227	114	113	190	83	107
65 to 69	226	104	122	181	82	99	207	98	109
70 to 74	195	89	106	206	92	114	201	100	101
75 to 79	141	69	72	162	62	100	146	62	84
80 to 84	101	47	54	141	58	83	134	58	76
85 plus	98	43	55	134	48	86	115	31	84
Total	4,611	2,284	2,327	3,983	1,947	2,036	3,759	1,868	1,891

## Population Pyramids for Foster County



**Table 2. Population Projections by Age and Gender, 2005, 2010, 2015, and 2020: Foster County**

Age	2005			2010			2015			2020		
	Total	Male	Female	Total	Male	Female	Total	Male	Female	Total	Male	Female
0 to 4	200	100	100	183	94	89	155	78	77	161	80	81
5 to 9	209	99	110	209	100	109	191	94	97	162	78	84
10 to 14	291	140	151	219	99	120	219	100	119	200	94	106
15 to 19	304	175	129	281	140	141	211	99	112	211	100	111
20 to 24	164	84	80	182	105	77	169	84	85	126	59	67
25 to 29	89	43	46	115	59	56	128	74	54	119	59	60
30 to 34	119	67	52	62	30	32	80	41	39	90	52	38
35 to 39	226	108	118	133	75	58	70	34	36	90	46	44
40 to 44	321	161	160	253	121	132	149	84	65	78	38	40
45 to 49	315	175	140	321	168	153	253	126	127	150	88	62
50 to 54	235	136	99	317	183	134	322	175	147	254	132	122
55 to 59	189	100	89	210	123	87	284	166	118	288	158	130
60 to 64	140	68	72	185	99	86	207	122	85	280	165	115
65 to 69	179	77	102	146	70	76	193	102	91	213	124	89
70 to 74	194	90	104	185	78	107	150	71	79	200	104	96
75 to 79	192	95	97	204	94	110	195	81	114	158	74	84
80 to 84	138	57	81	199	96	103	212	96	116	202	82	120
85 plus	132	46	86	153	54	99	207	84	123	234	92	142
Total	3,637	1,821	1,816	3,557	1,788	1,769	3,395	1,711	1,684	3,216	1,625	1,591