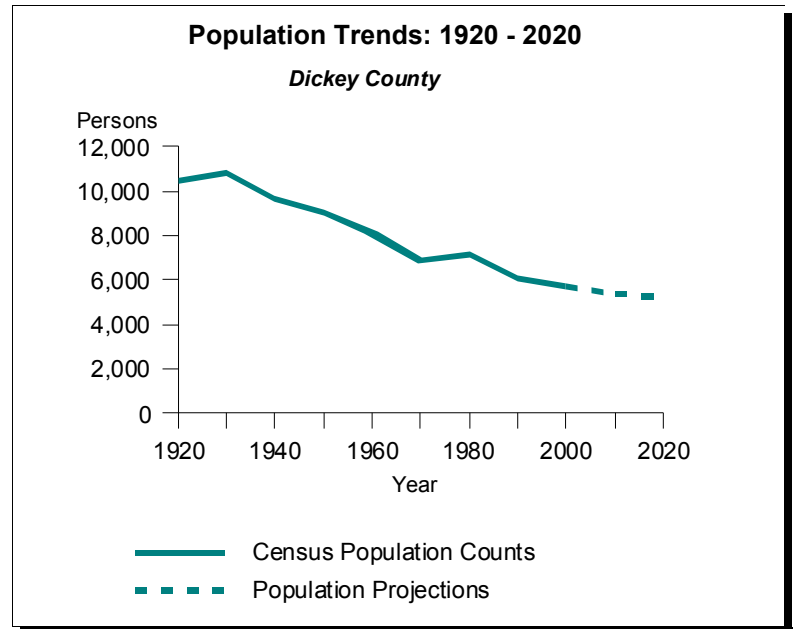
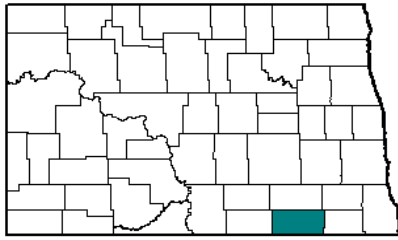


Dickey County



County Quick Facts

- County Seat : **Ellendale**
- State Population Rank, 2000 : **23**
- Median Age in Years, 2000 : **40.7**
- Persons Per Square Mile, 2000 : **5.1**

Table 1. Census Population Counts by Age and Gender, 1980, 1990 and 2000: Dickey County

Age	1980			1990			2000		
	Total	Male	Female	Total	Male	Female	Total	Male	Female
0 to 4	580	303	277	355	189	166	327	186	141
5 to 9	532	289	243	444	236	208	392	198	194
10 to 14	577	309	268	462	234	228	386	205	181
15 to 19	621	308	313	477	252	225	446	227	219
20 to 24	596	309	287	391	212	179	407	204	203
25 to 29	513	282	231	310	165	145	259	127	132
30 to 34	446	235	211	427	223	204	290	151	139
35 to 39	376	180	196	393	194	199	321	155	166
40 to 44	314	154	160	348	187	161	423	212	211
45 to 49	316	154	162	304	143	161	382	203	179
50 to 54	335	159	176	269	126	143	316	178	138
55 to 59	348	175	173	293	141	152	314	162	152
60 to 64	419	218	201	320	133	187	265	127	138
65 to 69	360	163	197	294	149	145	272	122	150
70 to 74	305	147	158	345	170	175	264	114	150
75 to 79	239	114	125	262	107	155	223	99	124
80 to 84	153	63	90	204	87	117	230	99	131
85 plus	177	51	126	209	78	131	240	69	171
Total	7,207	3,613	3,594	6,107	3,026	3,081	5,757	2,838	2,919

Population Pyramids for Dickey County

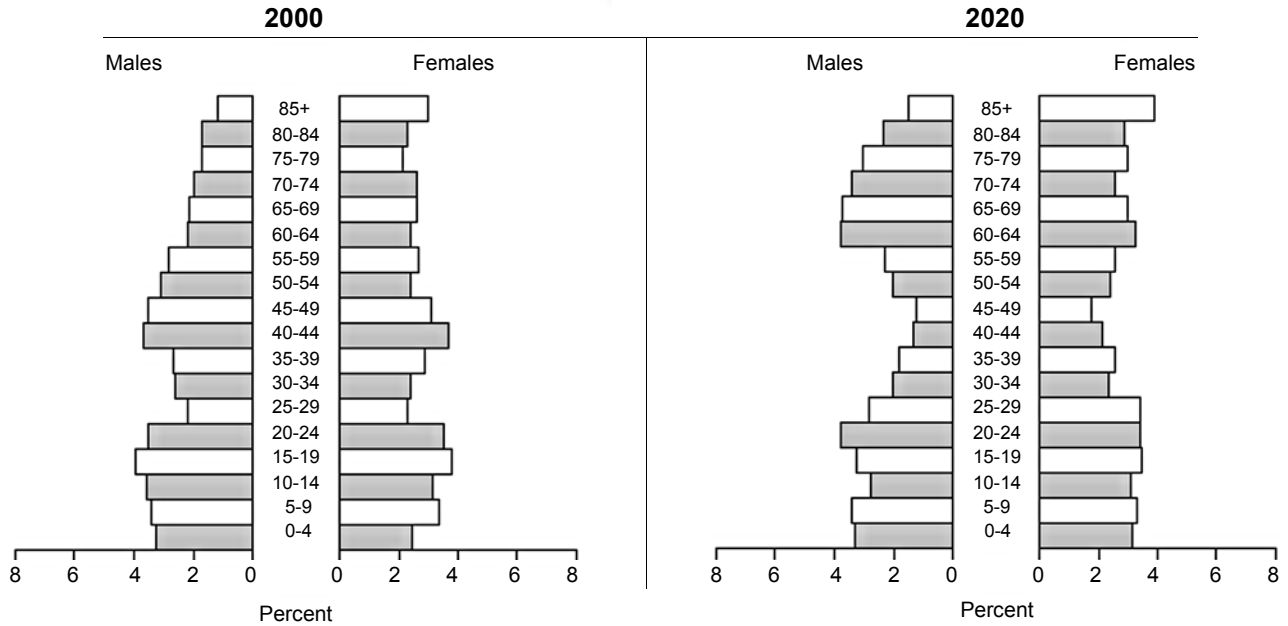


Table 2. Population Projections by Age and Gender, 2005, 2010, 2015, and 2020: Dickey County

Age	2005			2010			2015			2020		
	Total	Male	Female	Total	Male	Female	Total	Male	Female	Total	Male	Female
0 to 4	319	163	156	293	144	149	346	177	169	343	176	167
5 to 9	335	188	147	328	165	163	301	145	156	355	179	176
10 to 14	403	200	203	343	190	153	337	167	170	309	146	163
15 to 19	407	211	196	426	206	220	361	195	166	356	172	184
20 to 24	470	233	237	429	217	212	450	212	238	380	200	180
25 to 29	298	143	155	345	164	181	314	152	162	330	149	181
30 to 34	190	89	101	218	100	118	253	115	138	230	107	123
35 to 39	262	127	135	173	75	98	199	84	115	230	96	134
40 to 44	291	130	161	237	106	131	158	63	95	182	70	112
45 to 49	422	214	208	289	131	158	236	107	129	157	64	93
50 to 54	381	205	176	421	216	205	287	132	155	235	108	127
55 to 59	285	164	121	342	188	154	377	198	179	257	121	136
60 to 64	282	149	133	282	166	116	338	190	148	373	200	173
65 to 69	256	121	135	298	156	142	298	173	125	356	198	158
70 to 74	262	116	146	270	126	144	314	162	152	314	180	134
75 to 79	242	102	140	265	115	150	274	126	148	317	160	157
80 to 84	202	87	115	241	98	143	265	111	154	275	123	152
85 plus	229	66	163	226	65	161	257	70	187	284	79	205
Total	5,536	2,708	2,828	5,426	2,628	2,798	5,365	2,579	2,786	5,283	2,528	2,755