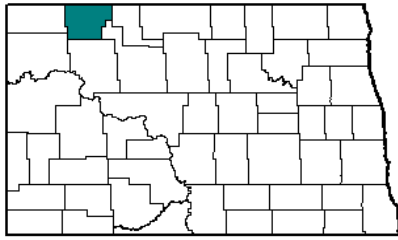


Burke County



County Quick Facts

- County Seat : **Bowbells**
- State Population Rank, 2000 : **48**
- Median Age in Years, 2000 : **47.5**
- Persons Per Square Mile, 2000 : **2.0**

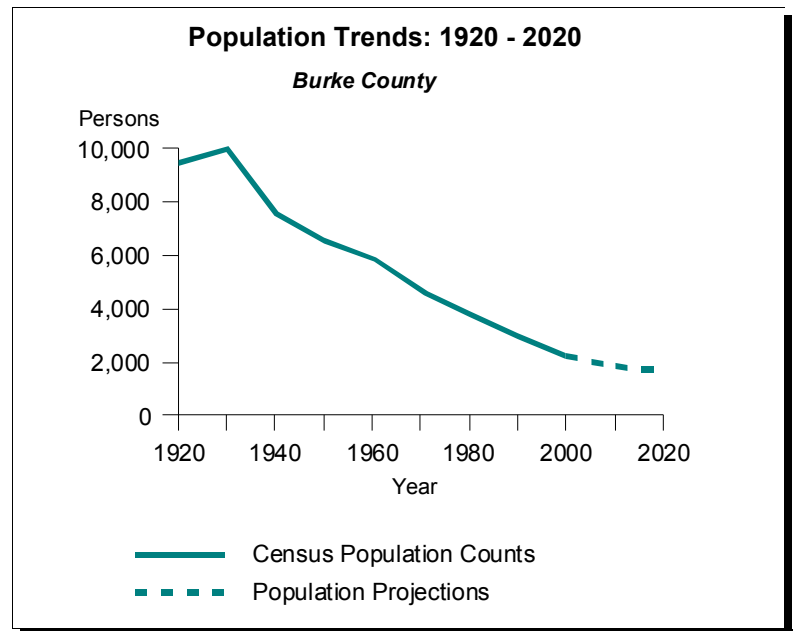


Table 1. Census Population Counts by Age and Gender, 1980, 1990 and 2000: Burke County

Age	1980			1990			2000		
	Total	Male	Female	Total	Male	Female	Total	Male	Female
0 to 4	247	132	115	138	66	72	82	36	46
5 to 9	263	133	130	214	109	105	136	73	63
10 to 14	312	147	165	246	123	123	138	63	75
15 to 19	313	161	152	189	100	89	153	76	77
20 to 24	207	113	94	81	48	33	36	21	15
25 to 29	208	113	95	159	91	68	76	37	39
30 to 34	222	117	105	180	97	83	93	48	45
35 to 39	171	83	88	186	94	92	156	89	67
40 to 44	191	95	96	202	109	93	175	96	79
45 to 49	206	99	107	147	74	73	165	89	76
50 to 54	258	130	128	153	75	78	209	112	97
55 to 59	234	123	111	195	96	99	129	67	62
60 to 64	253	115	138	207	104	103	132	63	69
65 to 69	267	135	132	179	91	88	149	70	79
70 to 74	209	107	102	167	72	95	151	77	74
75 to 79	132	66	66	173	82	91	107	47	60
80 to 84	82	39	43	116	45	71	90	37	53
85 plus	47	17	30	70	30	40	65	29	36
Total	3,822	1,925	1,897	3,002	1,506	1,496	2,242	1,130	1,112

Population Pyramids for Burke County

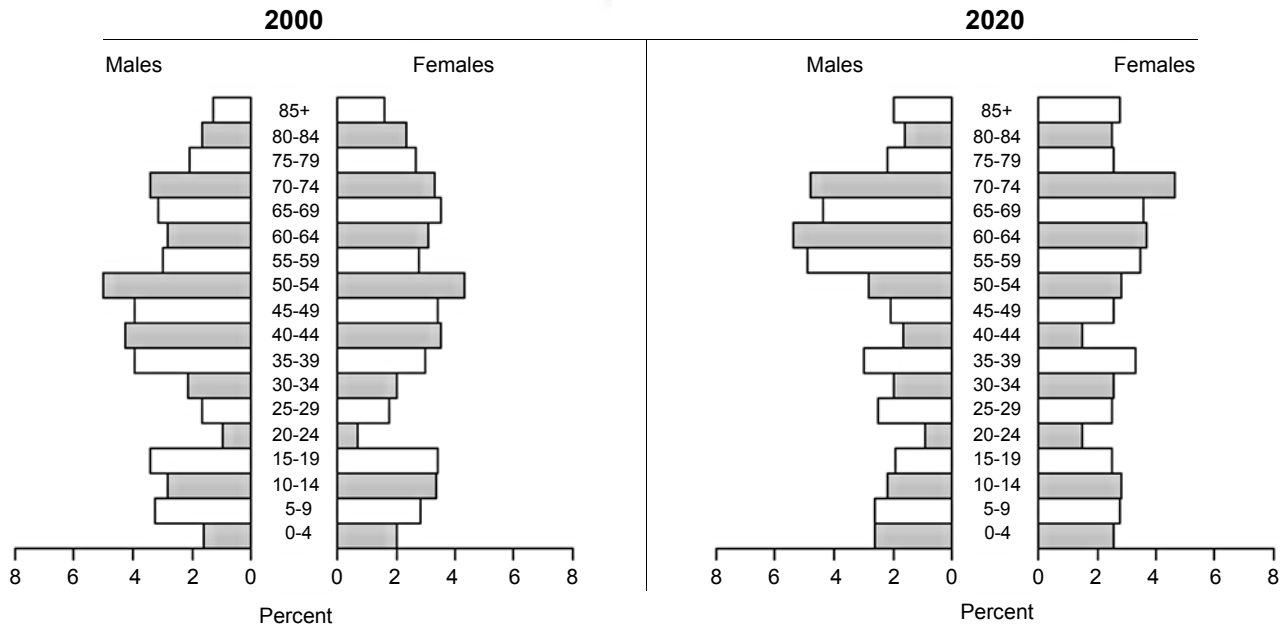


Table 2. Population Projections by Age and Gender, 2005, 2010, 2015, and 2020: Burke County

Age	2005			2010			2015			2020		
	Total	Male	Female	Total	Male	Female	Total	Male	Female	Total	Male	Female
0 to 4	77	38	39	73	35	38	84	42	42	87	44	43
5 to 9	89	37	52	83	39	44	79	36	43	91	44	47
10 to 14	147	76	71	96	38	58	89	40	49	85	37	48
15 to 19	114	50	64	121	60	61	80	30	50	74	32	42
20 to 24	76	38	38	57	25	32	60	30	30	40	15	25
25 to 29	50	29	21	106	53	53	80	35	45	84	42	42
30 to 34	72	35	37	48	28	20	100	50	50	76	33	43
35 to 39	99	48	51	77	35	42	50	28	22	106	50	56
40 to 44	164	89	75	105	48	57	82	35	47	53	28	25
45 to 49	168	96	72	158	89	69	100	48	52	78	35	43
50 to 54	158	89	69	162	96	66	152	89	63	96	48	48
55 to 59	194	105	89	147	83	64	150	89	61	141	83	58
60 to 64	119	63	56	197	107	90	150	85	65	153	91	62
65 to 69	108	50	58	108	55	53	178	94	84	134	74	60
70 to 74	122	56	66	99	44	55	96	47	49	159	81	78
75 to 79	115	56	59	102	44	58	83	35	48	80	37	43
80 to 84	81	34	47	95	44	51	84	34	50	69	27	42
85 plus	71	29	42	74	30	44	83	37	46	80	33	47
Total	2,024	1,018	1,006	1,908	953	955	1,780	884	896	1,686	834	852