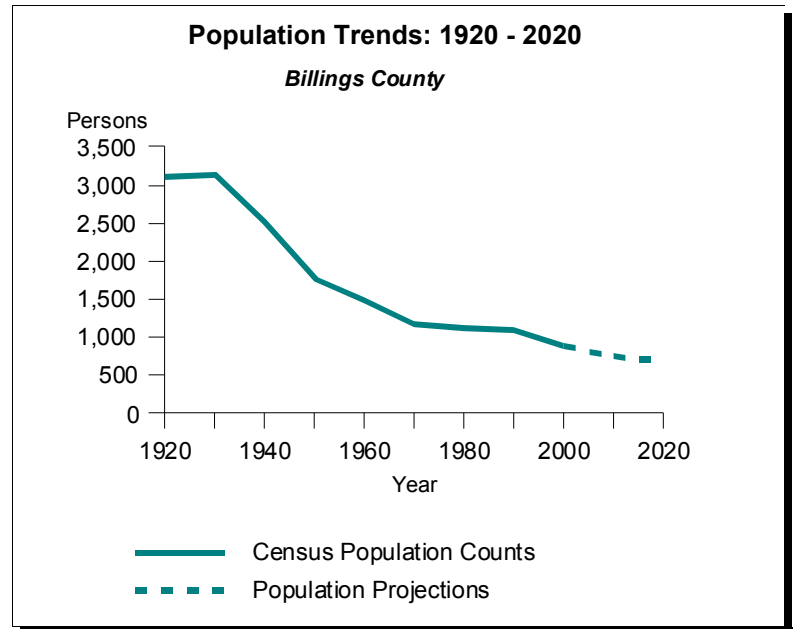
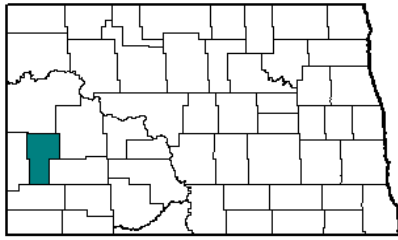


# Billings County



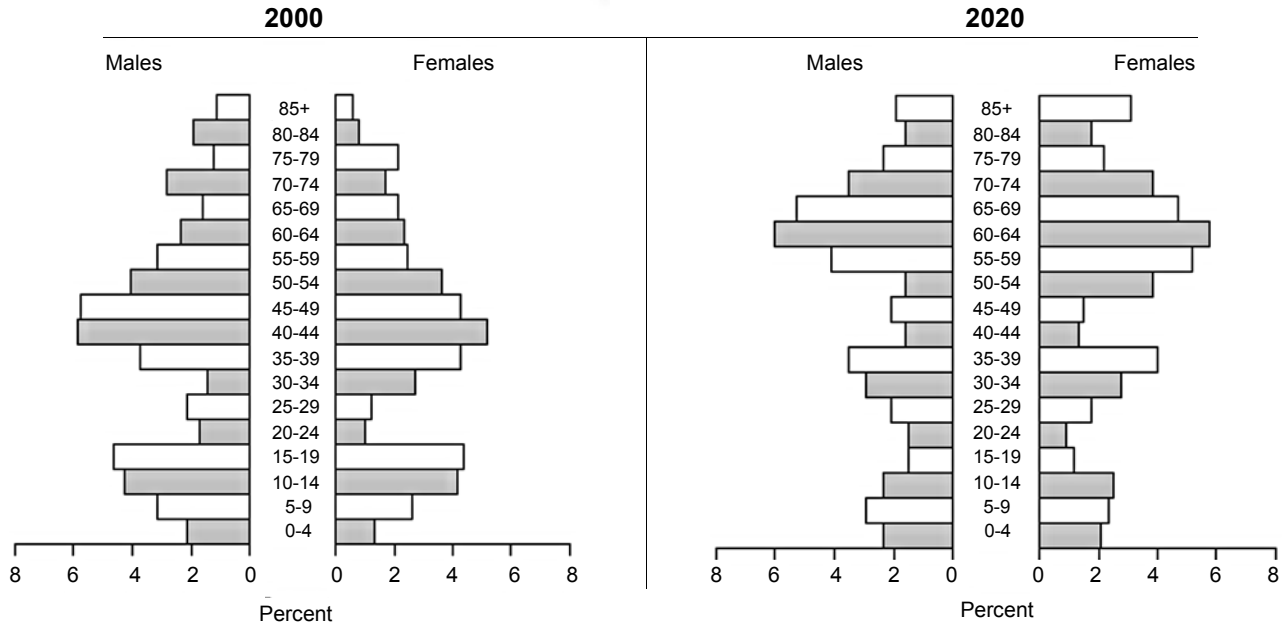
## County Quick Facts

- County Seat : **Medora**
- State Population Rank, 2000 : **52**
- Median Age in Years, 2000 : **41.9**
- Persons Per Square Mile, 2000 : **0.8**

**Table 1. Census Population Counts by Age and Gender, 1980, 1990 and 2000: Billings County**

Age	1980			1990			2000		
	Total	Male	Female	Total	Male	Female	Total	Male	Female
0 to 4	93	48	45	84	40	44	31	19	12
5 to 9	96	41	55	112	57	55	51	28	23
10 to 14	103	47	56	107	56	51	75	38	37
15 to 19	130	67	63	81	40	41	80	41	39
20 to 24	85	54	31	39	14	25	24	15	9
25 to 29	88	48	40	65	34	31	30	19	11
30 to 34	72	34	38	103	52	51	37	13	24
35 to 39	66	38	28	92	50	42	71	33	38
40 to 44	57	27	30	73	41	32	98	52	46
45 to 49	52	25	27	56	33	23	89	51	38
50 to 54	73	44	29	54	27	27	68	36	32
55 to 59	65	24	41	44	19	25	50	28	22
60 to 64	61	44	17	72	45	27	42	21	21
65 to 69	54	31	23	38	15	23	33	14	19
70 to 74	33	20	13	33	22	11	40	25	15
75 to 79	8	4	4	35	20	15	30	11	19
80 to 84	2	0	2	18	12	6	24	17	7
85 plus	0	0	0	2	2	0	15	10	5
<b>Total</b>	<b>1,138</b>	<b>596</b>	<b>542</b>	<b>1,108</b>	<b>579</b>	<b>529</b>	<b>888</b>	<b>471</b>	<b>417</b>

## Population Pyramids for Billings County



**Table 2. Population Projections by Age and Gender, 2005, 2010, 2015, and 2020: Billings County**

Age	2005			2010			2015			2020		
	Total	Male	Female	Total	Male	Female	Total	Male	Female	Total	Male	Female
0 to 4	28	14	14	43	20	23	41	22	19	30	16	14
5 to 9	27	17	10	25	13	12	38	18	20	36	20	16
10 to 14	45	25	20	23	15	8	22	12	10	33	16	17
15 to 19	63	32	31	38	21	17	19	12	7	18	10	8
20 to 24	67	34	33	53	27	26	31	17	14	16	10	6
25 to 29	21	13	8	57	29	28	45	23	22	26	14	12
30 to 34	25	16	9	18	11	7	49	25	24	39	20	19
35 to 39	39	12	27	25	15	10	19	11	8	51	24	27
40 to 44	74	32	42	41	11	30	25	14	11	20	11	9
45 to 49	95	53	42	72	33	39	39	11	28	24	14	10
50 to 54	87	52	35	93	54	39	70	34	36	37	11	26
55 to 59	60	30	30	76	43	33	82	45	37	63	28	35
60 to 64	44	23	21	58	27	31	74	39	35	80	41	39
65 to 69	34	17	17	40	21	19	53	25	28	68	36	32
70 to 74	27	12	15	30	15	15	36	19	17	50	24	26
75 to 79	31	19	12	24	10	14	27	13	14	31	16	15
80 to 84	23	8	15	26	15	11	20	8	12	23	11	12
85 plus	25	16	9	33	13	20	37	17	20	34	13	21
Total	815	425	390	775	393	382	727	365	362	679	335	344